

# Sampford Courtenay Parish Council

## Local Snow Plan Policy

As part of the Parish Plan Sampford Courtenay Parish Council support and encourage community engagement within the policies that aim to support resilience within the parish. This Local Snow Plan is one example that seeks the support of Parishioners to take precautions to help themselves and their neighbours should there be heavy snow.

This plan complements and enhances Devon County Council's services that will keep the major strategic routes salted and cleared of snow as quickly as possible. However with a strict programme of priority directed to major roads, smaller communities may become isolated with limited access to roads which have been cleared, so this plan puts actions in place to restore normal access throughout the Parish.



Local Emergency Contact details in case of Snow, flood or other emergency

NAME	CONTACT	AREA	RESPONSIBILITY
Andy & Michele Wilson	<a href="mailto:wilvin@hotmail.co.uk">wilvin@hotmail.co.uk</a>	Station Road	Co-ordinator / snow clearance
Colin Coleman	<a href="mailto:colin@ischq.com">colin@ischq.com</a>	Chapple Lane	Co-ordinator / snow clearance
Bob Tucker	<a href="mailto:bobandjoytucker@gmail.com">bobandjoytucker@gmail.com</a>	Wellsprings Lane	Salter & snow clearance
Malcolm Craig	<a href="mailto:lowertrecott@btinternet.com">lowertrecott@btinternet.com</a>	Wellsprings Lane	Salter & snow clearance
Patrick Roberts	<a href="mailto:Amanda.roberts4@nhs.net">Amanda.roberts4@nhs.net</a>	The Square	Salter & snow clearance
John Love	<a href="mailto:johnlove10@hotmail.co.uk">johnlove10@hotmail.co.uk</a>	The Beeches	Co-ordinator / snow clearance
Roger Brentnall	01837 82206	The Countryman	Co-ordinator / snow clearance
Monica Smale	<a href="mailto:mgsmale@gmail.com">mgsmale@gmail.com</a>	Appledore Hill	Salter & snow clearance
David Botting Page	<a href="mailto:davidbottingpage@gmail.com">davidbottingpage@gmail.com</a>	Sampford Chapple	Salter & snow clearance
Bill Robertson	<a href="mailto:Lyfieldswar@gmail.com">Lyfieldswar@gmail.com</a>	Chapple Lane	Salter & snow clearance
Jackie Hedges	<a href="mailto:markmphedges@btinternet.com">markmphedges@btinternet.com</a>	New Inn cross roads	Salter & snow clearance
James Rogers	<a href="mailto:jamesrogers120@gmail.com">jamesrogers120@gmail.com</a>	Hammetts Hill	Salter & snow clearance
Rachael Martin	<a href="mailto:rachaelmartyn18@gmail.com">rachaelmartyn18@gmail.com</a>	Wellsprings Lane	Salter & snow clearance
Thomas Roberds	<a href="mailto:rachaelmartyn18@gmail.com">rachaelmartyn18@gmail.com</a>	Wellsprings Lane	Salter & snow clearance

Key to the plan are the Parish Snow Warden's. They are the key points of contact between the local community and SCPC. Our SCPC Co-ordinator will maintain a register of the local volunteers who assist to implement this plan. Our Co-ordinator will arrange appropriate training and register volunteers for Devon County Council's public liability insurance.

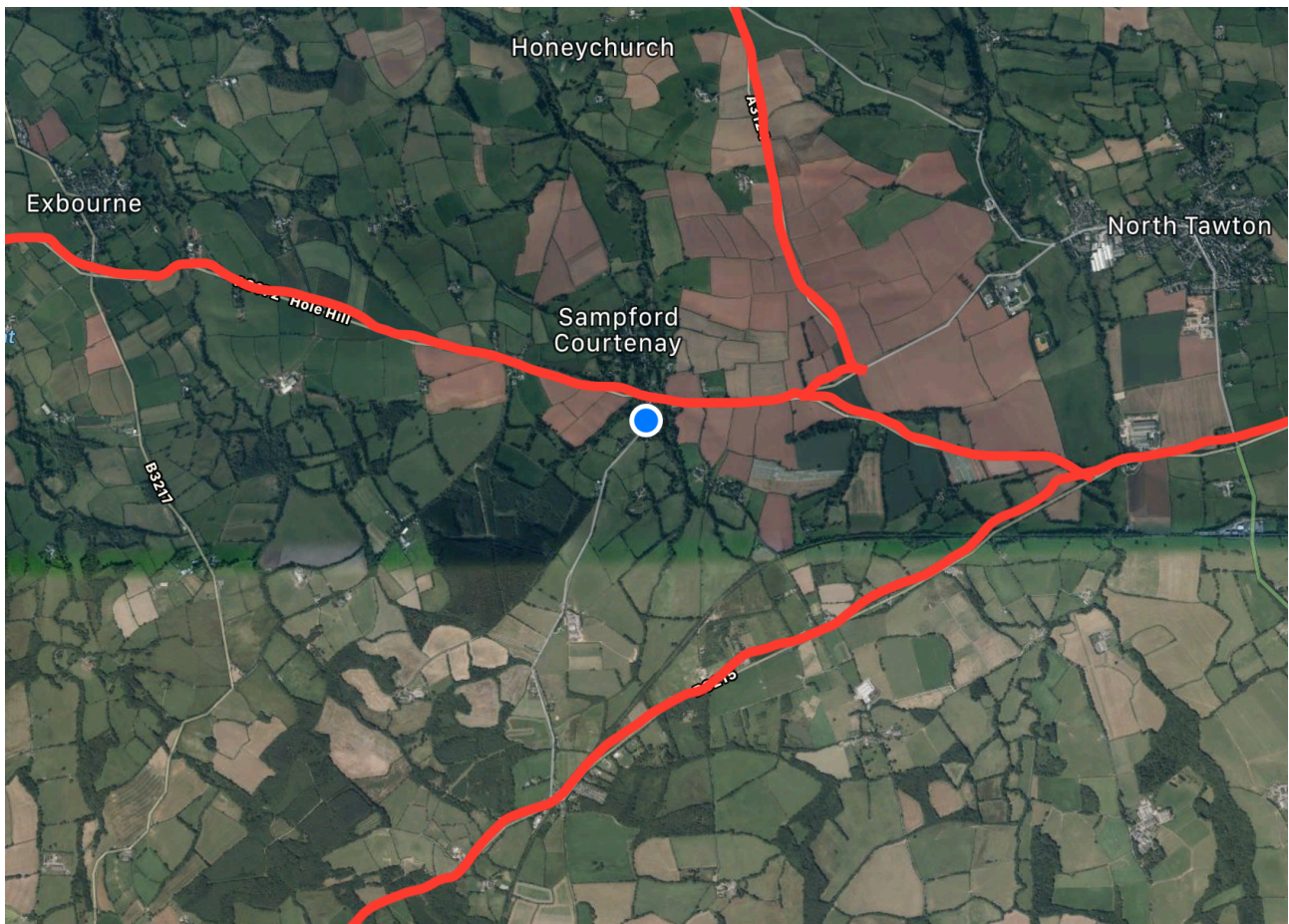
<b>Parish Snow Plan Implementation</b>	
<b>1</b>	<b>Pre Snow Activity</b>
1.1	The Parish Council will have responsibility to inspect grit bins and salt bags within the parish to ensure availability in event of implementation of this plan. These are strategically placed to ensure their use to facilitate treatment of minor roads within the Parish during severe weather. See Appendix G. The Snow Wardens will co-ordinate the spreading. Parishioners should not abuse the facilities provided e.g. taking salt and grit for use on private driveways etc.
	Review of current bins and points for Salt sacks identify a number of areas for consideration SCPC Co-ordinator to liase with DCC - Outstanding action for SCPC Co-ordinator
1.2	Training sessions will be arranged on an annual basis for volunteers including H & S risk assessment. <b>Anyone interested in volunteering</b> please contact the Parish Clerk by emailing <a href="mailto:SCPCclerk@aol.com">SCPCclerk@aol.com</a>
1.3	Review and inspection of grit bins and salt sacks by the Parish Snow Wardens in September as per Appendix G and reorder through SCPC Co-ordinator from DCC Highway Team to be replenished by October annually.
	If any parishioner feels that a location not currently identified on Appendix G requires a salt sack please contact the <a href="mailto:clerk@sampfordcourtenay-pc.gov.uk">clerk@sampfordcourtenay-pc.gov.uk</a>
1.4	Arrange purchase and annual maintenance of Local Snow plough and gritter to support implementation of this plan in particular items 4.2 - 4.5.
1.5	Consider purchase tendering for services as required linked to 4.7 - Outstanding action for SCPC to purchase equipment or tender for services
1.6	There are a number of things that parishioners can implement themselves to become more prepared and resilient for winter and potential snow disruption.  Please refer to Appendix H - Helping yourselves to be prepared.
<b>2</b>	<b>Action after Snow Warning is issued</b>
2.1	DCC will grit and salt Priority 1 and 2 Routes through the Parish.
	See Appendix A for highlighted Priority routes
2.2	SCPC Snow Co-ordinator will liase with volunteers to arrange co-ordination if snow disruption occurs.
<b>3</b>	<b>During Snow Disruption to the Parish</b>

3.1	DCC will aim to maintain services to keep the Priority routes in the Parish open.
3.2	SCPC Co-ordinator will liaise with Snow Warden's & Volunteer Team Members to allocate and co-ordinate activity to carry out the Plan once snow has ceased.
<b>4</b>	<b>Following Snow Disruption to the Parish</b>
	When it has stopped snowing and Priority 1 and 2 Routes through the Parish are open:
4.1	Attempts will be made to establish Emergency Car Parks at The New Inn and The Countryman Inn and keep them gritted and clear of snow. Activity will also take place to clear and grit The Beeches. This action will be co-ordinated via the location Co-ordinators & Snow Warden's. See Appendix B for locations.
4.2	DCC (or a contractor) will be asked to clear secondary routes through the Parish from Winkleigh Road to The New Inn via Franklin Hill and the Square; and also Station Road from The New Inn to Sampford Courtenay Station. See Appendix C for routes.
4.3	SC-PC co-ordinating with the Snow Warden and Team Members will undertake to clear and grit route from Slade Farm to the Triangle to meet the route above. See Appendix C dotted line.
4.4	SC-PC co-ordinating with the Snow Warden and Team Members will undertake to clear and grit Chapel Lane from Sampford Chapel to the Square; and institute a one-way system from the New Inn to Sampford Chapel via the Chapel Lane. See Appendix D for route.
4.5	SC-PC to commission a contractor to clear Cliston Lane and Wellsprings Lane. See Appendix E for the route.
4.6	SC-PC to commission a contractor to clear from B3215 to Taw Green. See Appendix F for the route.
4.7	Create a liaison with adjoining Parishes to enable support and shared resources where appropriate - Outstanding action for SCPC Co-ordinator
4.8	Link to health and wellbeing plan re welfare of elderly and vulnerable in the parish during adverse weather and disruption of services through good neighbour scheme - Outstanding action for SCPC Co-ordinator



## APPENDIX A

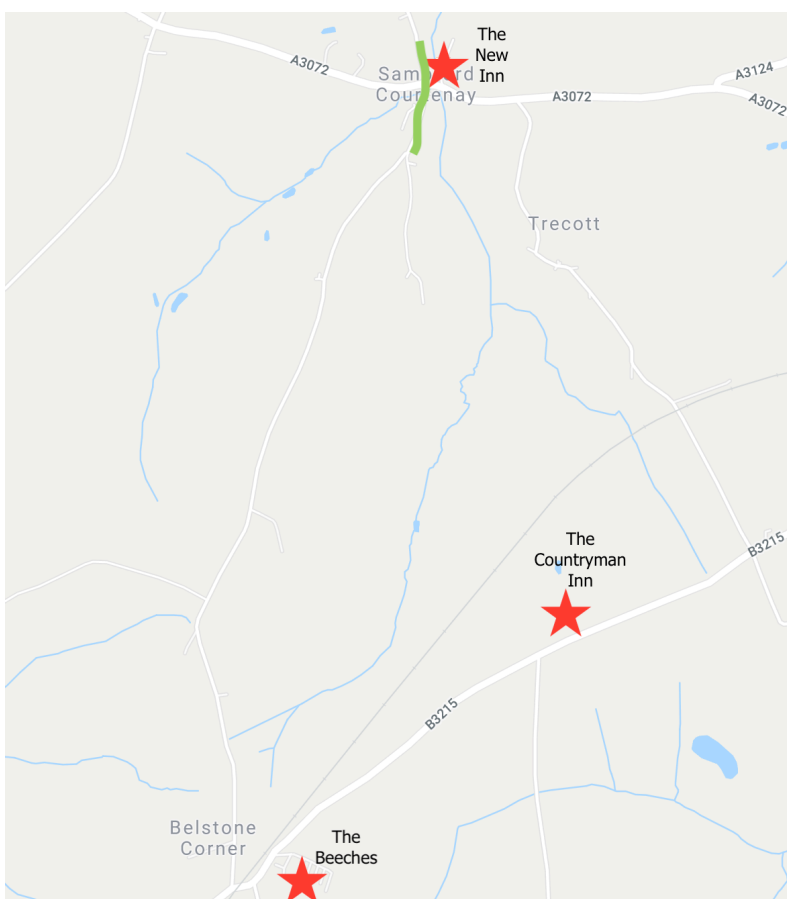
### DCC Priority 1 & 2 Routes through the Parish



## APPENDIX B

Clearance of Emergency Car Parks  
at The New Inn and The  
Countryman Inn

Plus Clear and maintain The  
Beeches on B3215



### Clearance of Secondary Routes from Honeychurch to Sampford Station



N.B     Now includes additional clearance from Slade Farm to Honeychurch triangle.

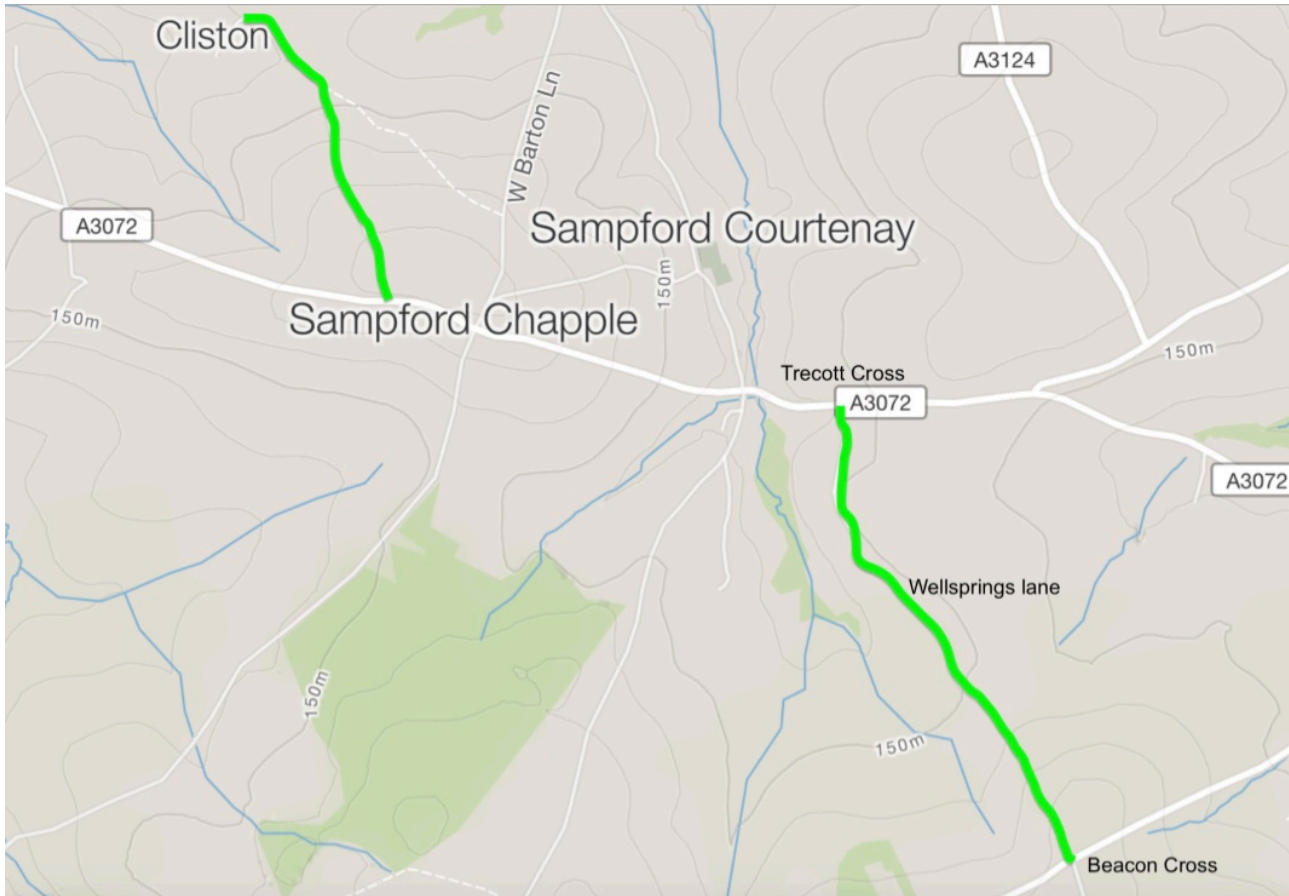


## APPENDIX D

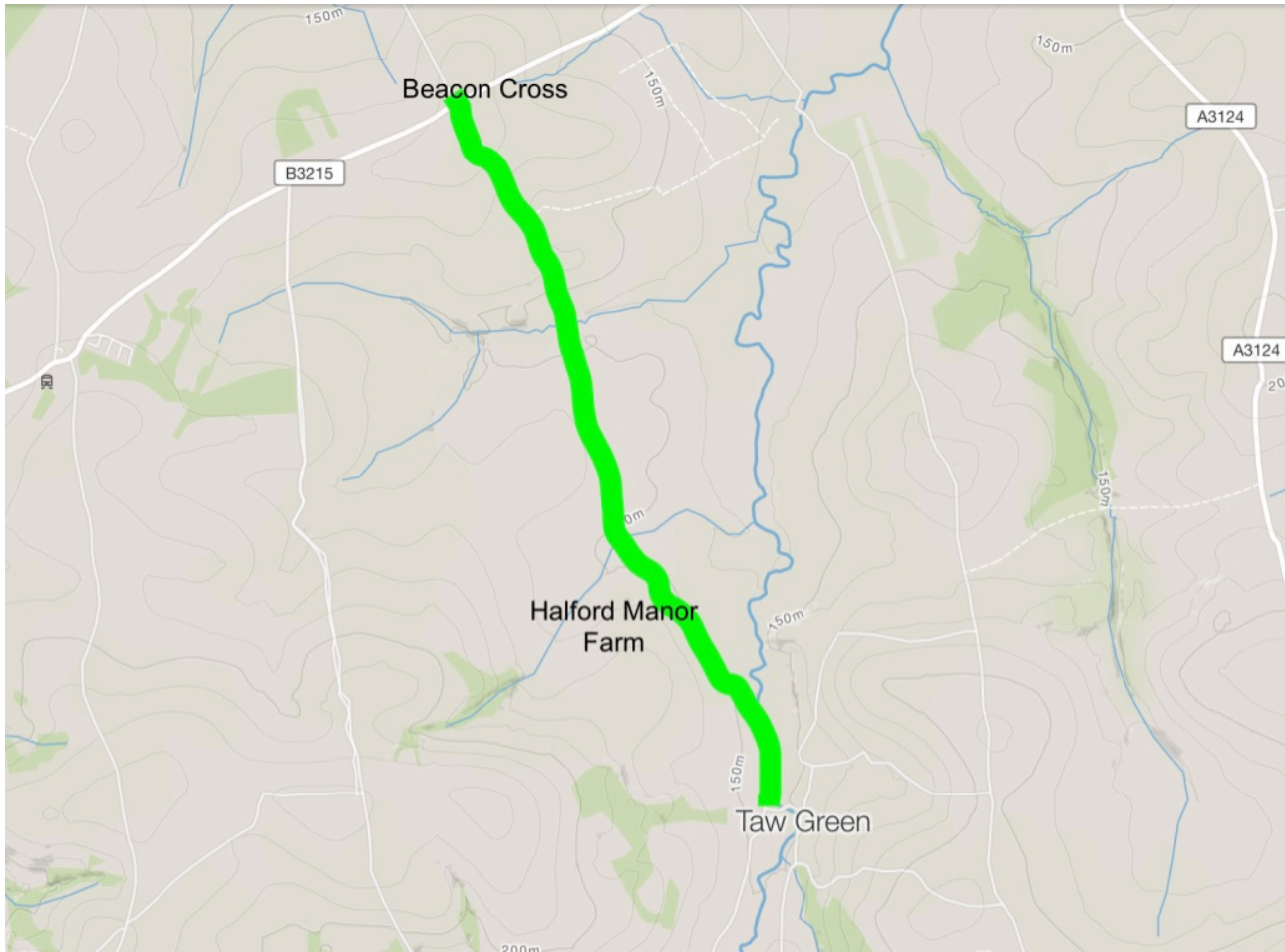
Clearance of Secondary Routes within the Parish Chapple Lane with oneway system from the New Inn to Sampford Chapple cross roads via Chapple Lane



### Clearance of Secondary Routes within the Parish at Cliston Lane & Wellspring Lane



### Clearance of Secondary Routes through the Parish Beacon Cross (B3215) to Taw Green





## APPENDIX G

### Summary of locations of Grit bins and Salt bags in the Parish

GRIT BINS	SALT BAGS
Sampford Courtenay Square	The Countryman Inn (Roger Brentnall)
Honeychurch Triangle	The New Inn (Malcolm Whybrow)
Sampford Chapple Crossroads	The Beeches (John Love)
Rectory Hill	Appledore Hill (Monica Smale)
Belstone Corner / Station Road(TBC)	Mrs Pyle / Slade Farm / Hillside Honeychurch
Tongue End triangle (TBC)	Franklyns Farm Hill (Veronica Matthews)
	Wayside Cross Bulland Lane
	Peacegate Cross
	Bulland Cross (Colin Coleman)
	Bus Shelter New Inn cross roads
	Station Road (Andy Wilson)
	Trecott (Malcolm Craig)
	Trecott Wayside Cross
	Wellspring Road (Bob and Joyce Tucker)
	Beacon Cross
	Corscombe (Warden Required)

If you are aware of any other locations that would benefit from salt to be distributed prior to adverse weather please contact [clerk@sampfordcourtenay-pc.gov.uk](mailto:clerk@sampfordcourtenay-pc.gov.uk)

Helping yourselves to be better prepared!

As the winter months approach start to consider the following check list -

Looking after yourself -	
>	Get your flu jab - if you need advice get information from <a href="https://www.nhs.uk/live-well/healthy-body/facts-about-flu-and-the-flu-vaccine/">https://www.nhs.uk/live-well/healthy-body/facts-about-flu-and-the-flu-vaccine/</a>
>	Be prepared with essential medication when weather warnings are issued
>	Consider the preparation of a grab bag in case of evacuation in periods of snow or other disruption see this advice on what you might need and can plan beforehand - <a href="https://youtu.be/-2Im1ff45Ho">https://youtu.be/-2Im1ff45Ho</a>
>	Create a contact list of all the important phone numbers Go to SCPC Resilience Plan page for details of emergency and other useful services. <a href="http://www.sampfordcourtenay-pc.gov.uk/news/preparing-winter">http://www.sampfordcourtenay-pc.gov.uk/news/preparing-winter</a>

Looking after your home -	
>	Check your heating – your home should be heated to at least 18°C
>	Consider how you would access vital information if a storm takes out power and phone lines - print of the list of useful numbers or view <a href="https://www.facebook.com/metoffice">https://www.facebook.com/metoffice</a>
>	Check that your pipes are insulated
>	Know where your stoptap is?
>	Think about what may be impacted by strong winds – guttering, pipes, roof tiles/slates, garden items
>	Check whether you are at risk of flooding particularly after snow melts
>	Freeze a loaf of bread and pint of milk for times of bad weather

Looking after your car -	
>	Top up antifreeze screen wash
>	Check your tyres
>	Think about a winter kit for your car
>	Consider alternative commuting plans for severe weather

# HEALTH AND SAFETY RISK ASSESSMENT

## RISK ASSESSMENT PROCESS FOR SAMPFORD COURTENAY SNOW WARDENS

Risk assessments are a statutory requirement under the Management of Health and Safety at Work Regulations 1999. These regulations demand that we assess all risks to the health and safety of Staff or other volunteers who may be affected, arising from activities or environment.

### 1. OVERVIEW

This risk assessment is for activities carried out by registered volunteer snow wardens who support the Sampford Courtenay Parish Council Snow Plan.

The primary objective of this risk assessment is to ensure adequate safety for volunteers carrying out salting and snow clearance following implementation by the SCPC Co-ordinator of the Parish Snow Plan however for general safety and information risks are also assessed outside this area.

#### PERSONS AT RISK:

- The Volunteers
- The public in and around the area of the salting and snow clearance

### 2. BRIEF DESCRIPTION OF THE ACTIVITIES

A snow plan has been created to implement action that restores normal access throughout the Parish. This plan complements and enhances Devon County Council's services that will keep the major strategic routes salted and cleared of snow as quickly as possible.

Once the plan has been activated by the SCPC Co-ordinator it follows a strict programme of priority directed towards smaller communities across the parish which may become isolated with limited access to roads which have been cleared.

### 3. RISK ASSESSMENT PROCESS

The RA follows the basic process of assessing the "Likelihood of an incident" and 'Impact of the incident occurring' and scores the risk as high, medium or low. The RA then outlines mitigating action to reduce the identified risk. The general principle of managing risk is for Wardens to undertake dynamic risk assessments prior to undertaking any action, if activity cannot take place safely then don't do it!



## 4. RISKS & RISK MITIGATION MEASURES

HAZZARDS WHICH COULD RESULT IN HARM	PERSON AT RISK	LIKELIHOOD SCORE (1-5 where 5 is high)	IMPACT SCORE (1-5 where 5 is fatality)	RISK SCORE:	RISK MITIGATION CONTROL MEASURES
Injury from carrying heavy loads	Wardens	1	2	2	<ol style="list-style-type: none"> <li>1) Appropriate training provided on appropriate use of equipment.</li> <li>2) Alternative non-mechanical equipment available to salt extended areas</li> <li>3) Salt sacks strategically positioned to avoid the need to carry distances</li> <li>4) Alternative means of conveyance to be used at the wardens discretion i.e wheelbarrows</li> </ol>
Injury due to vehicles accessing the road / lane	Wardens	2	3	6	<ol style="list-style-type: none"> <li>1) Wardens to always work in pairs to ensure support and warning of oncoming hazzards.</li> <li>2) Each pair to carry a charged mobile phone</li> <li>3) All wardens issued with HiViz jackets to be worn when conducting Warden duties</li> </ol>
Hypothermia through prolonged exposure in the cold	Wardens	2	3	6	<ol style="list-style-type: none"> <li>1) Wardens to work in pairs to ensure support in case of emergency</li> <li>2) Wardens to wear appropriate outer clothing and footwear</li> <li>3) Arrangements for rotating Wardens using all parish volunteers where salting and snow clearance is likely to be for a prolonged period</li> <li>4) Wardens to take regular breaks in a warm dry location or cease activity if conditions worsen and assistance is not available after a reasonable period</li> <li>5) Each pair to carry a charged mobile phone</li> </ol>

Slips, trips and falls	Wardens / Public	2	2	4	<ol style="list-style-type: none"> <li>1) Inform wardens of any known hazards at identified locations at the time of implementing the plan</li> <li>2) Wardens to wear appropriate footwear</li> <li>3) Wardens to work in pairs to ensure support in case of emergency</li> <li>4) Where identified danger spots are identified seek signage from DCC to warn of Danger</li> </ol>
------------------------	------------------	---	---	---	---